



**ACER**



Agency for the Cooperation  
of Energy Regulators

# Surveillance at ACER

*Tomaz Vizintin*

*Team Leader, Market Surveillance and Conduct Department*

3<sup>rd</sup> Energy Market integrity and Transparency Forum  
Ljubljana, 6 September 2019

- The views expressed in this presentation are the views of the speaker and do not necessarily reflect the views of the Director, or of the Agency for the Cooperation of Energy Regulators, or of any of its Boards.
- The Agency for the Cooperation of Energy Regulators does not guarantee the accuracy of the data included in this presentation and accepts no responsibility for any consequence of their use.

- Surveillance landscape
- Surveillance at ACER
- Surveillance results
- Key messages

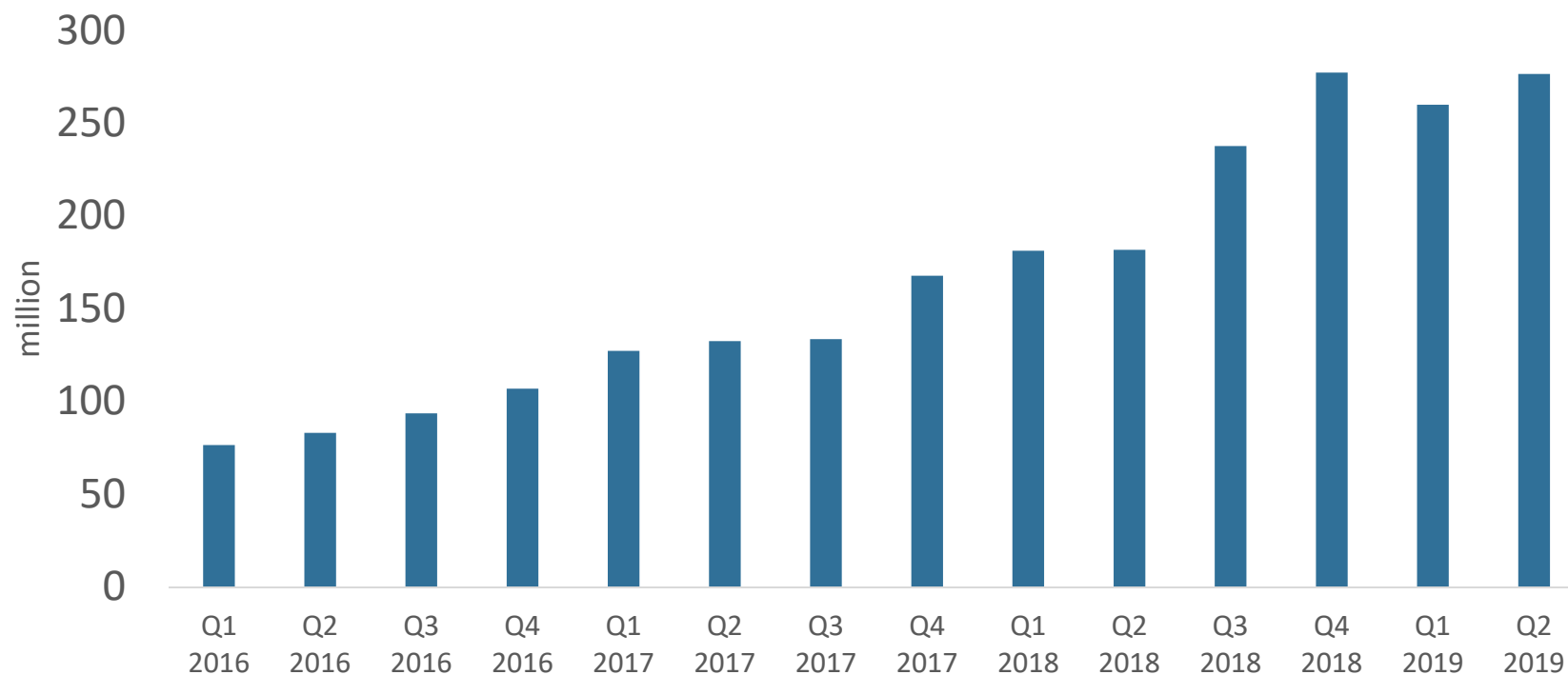
## Surveillance landscape (1)

	2018	2019
Market Participants	13k+	14k+
Registered Reporting Mechanisms	100	120
Organised Market places*	70	83

Numbers are rounded for clarity

## Number of reported orders and trades

Quarterly aggregation



### Main developments 2018/2019:

- Improved functionality of surveillance tool
  - Adapting to the market developments
  - Improving data quality
  - Decreasing the number of false positives
  - Providing better information to the NRAs
- Detection of different behaviour types
  - From manual towards automated surveillance
  - Decision support tools beyond alerts:
    - » Market participant Position report

### Detection of various behaviour types:

- Wash trades
- Cross-border capacity hoarding
- Marking the close
- Manipulation of spread prices
- Front running
- Layering and spoofing
- Manipulation of auction markets

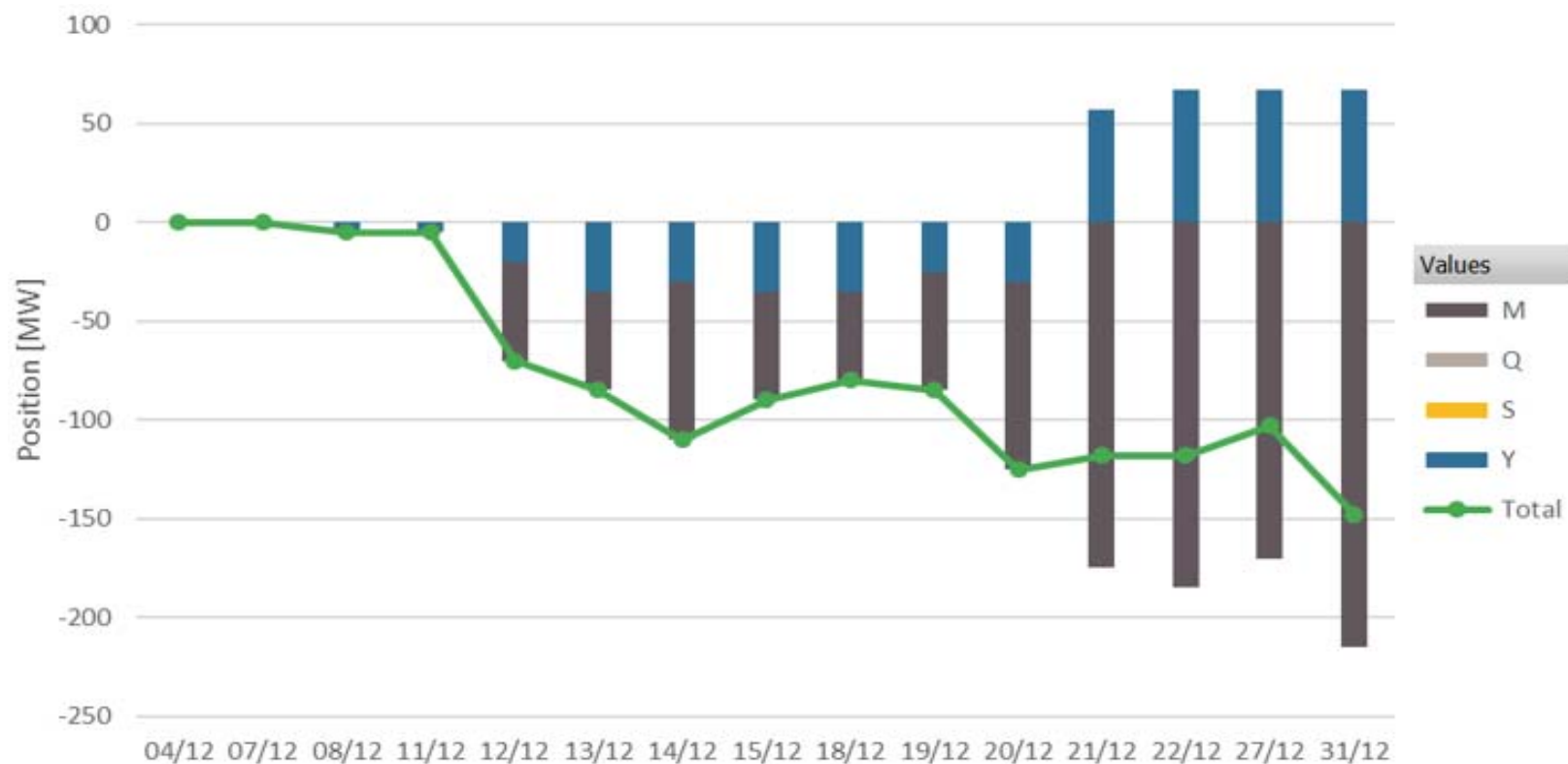
### From manual towards automated surveillance:

- Utilising limited resources better
  - » Development of Boolean assessment decision trees
  - » Quantification of indicators
  - » Flagging behaviour sub-types
- Statistical assessments
- Long term behaviour assessment
- Improved prioritisation



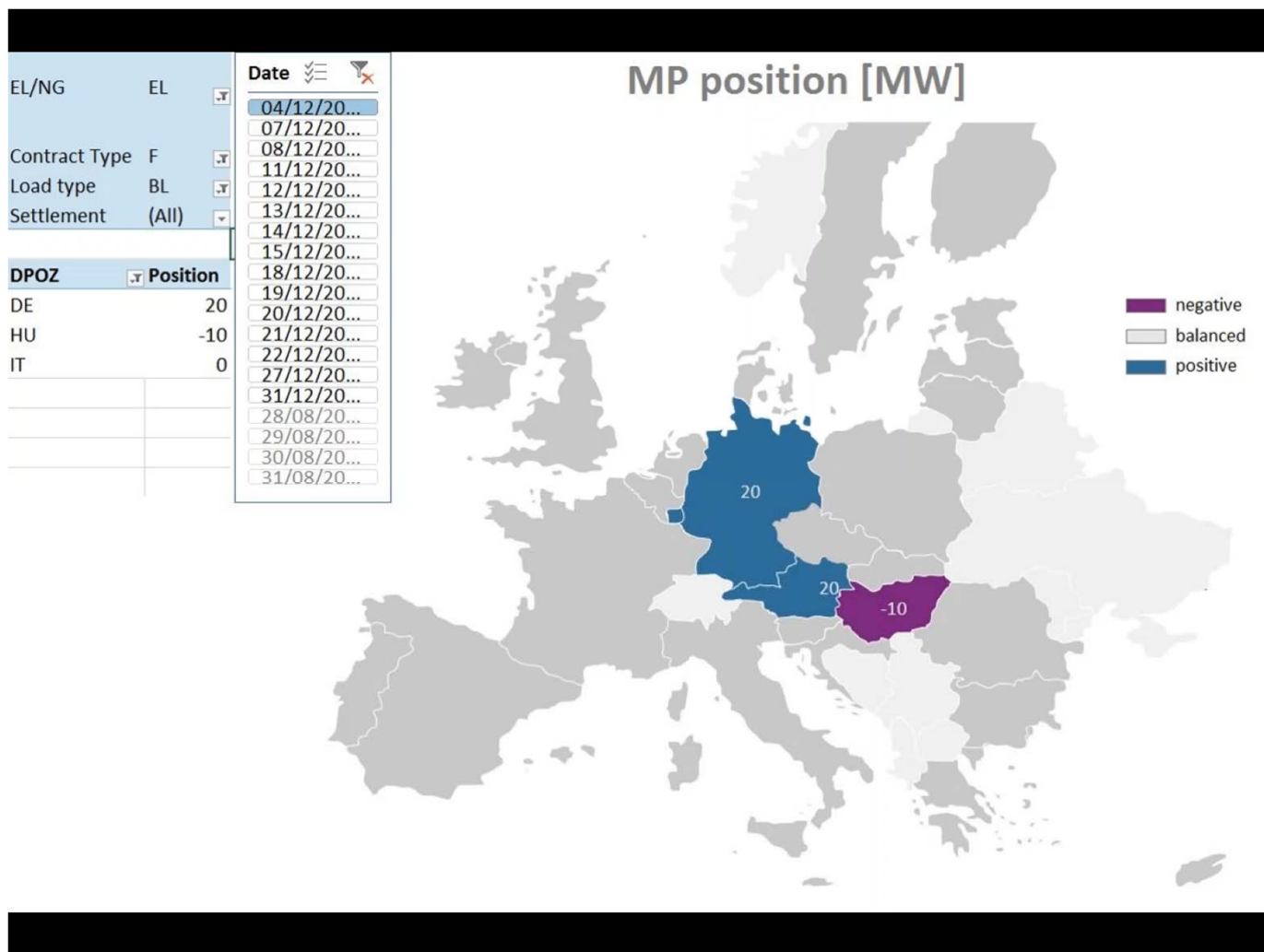
## Decision support tools - Historical overview

Market participant's position development with time



## Decision support tools - Geographical overview

Market participant's position at any given trading date



- Alert sharing with NRAs
- Feedback sessions with NRAs
- Preliminary Initial Assessments
- Providing inputs on ACER guidance
- Knowledge sharing
- NRA support
- Building surveillance community

### Monthly alert statistics

Autumn 2017 – Autumn 2019

Category	First 12 months	Second 12 months
Triggered Alerts	7,500	11,000
Manually Assessed Alerts	1,000	1,000
Shared Alerts*	70	55
Preliminary Initial Assessment	1	1
Surveillance analysts	6	5

Numbers are rounded for clarity

- As a central data collection entity the Agency is uniquely placed to perform surveillance on cross-border and cross-venue trading.
- Performing surveillance activities for two consecutive years.
- The Agency regularly shares alerts with NRAs.
- The NRAs have reportedly acted on the alerts received and in some cases opened investigations.
- Development of additional alerts for detecting abusive behaviour as defined by the REMIT regulation.
- Continuous improvement of surveillance methodologies and the way relevant information is visualised in order to improve alerting and to cope with the changing market landscape.
- The Agency is fostering the development of a surveillance community with NRAs and Organised Market Places.
- Cooperating with entities responsible for market design to enhance further awareness of market surveillance under REMIT.

Thank you for your attention!



[www.acer.europa.eu](http://www.acer.europa.eu)